

MAT 102	VECTOR CALCULUS, DIFFERENTIAL EQUATIONS AND TRANSFORMS	CATEGORY	L	T	P	CREDIT	Year of Introduction
		BSC	3	1	0	4	2019

**Preamble:** This course introduces the concepts and applications of differentiation and integration of vector valued functions, differential equations, Laplace and Fourier Transforms. The objective of this course is to familiarize the prospective engineers with some advanced concepts and methods in Mathematics which include the Calculus of vector valued functions, ordinary differential equations and basic transforms such as Laplace and Fourier Transforms which are invaluable for any engineer's mathematical tool box. The topics treated in this course have applications in all branches of engineering.

**Prerequisite:** Calculus of single and multi variable functions.

**Course Outcomes:** After the completion of the course the student will be able to

CO 1	Compute the derivatives and line integrals of vector functions and learn their applications
CO 2	Evaluate surface and volume integrals and learn their inter-relations and applications.
CO 3	Solve homogeneous and non-homogeneous linear differential equation with constant coefficients
CO 4	Compute Laplace transform and apply them to solve ODEs arising in engineering
CO 5	Determine the Fourier transforms of functions and apply them to solve problems arising in engineering

#### Mapping of course outcomes with program outcomes

	PO 1	PO 2	PO 3	PO 4	PO 5	PO 6	PO 7	PO 8	PO 9	PO 10	PO 11	PO 12
CO 1	3	3	3	3	2	1			1	2		2
CO 2	3	3	3	3	2	1			1	2		2
CO 3	3	3	3	3	2	1			1	2		2
CO 4	3	3	3	3	2	1			1	2		2
CO 5	3	3	3	3	2	1			1	2		2

#### Assessment Pattern

Bloom's Category	Continuous Assessment Tests		End Semester Examination (Marks)
	Test 1 (Marks)	Test 2 (Marks)	
Remember	10	10	20
Understand	20	20	40
Apply	20	20	40
Analyse			
Evaluate			

Create			
--------	--	--	--

### Mark distribution

Total Marks	CIE (Marks)	ESE (Marks)	ESE Duration
150	50	100	3 hours

### Continuous Internal Evaluation Pattern:

Attendance : 10 marks

Continuous Assessment Test (2 numbers) : 25 marks

Assignment/Quiz/Course project : 15 marks

**Assignments:** Assignment should include specific problems highlighting the applications of the methods introduced in this course in science and engineering.

**End Semester Examination Pattern:** There will be two parts; Part A and Part B. Part A contain 10 questions with 2 questions from each module, having 3 marks for each question. Students should answer all questions. Part B contains 2 questions from each module of which student should answer only one. Each question can have maximum 2 sub-divisions and carry 14 marks.

### Course Level Assessment Questions

**Course Outcome 1 (CO1):** Compute the derivatives and line integrals of vector functions and learn their applications

1. How would you calculate the speed, velocity and acceleration at any instant of a particle moving in space whose position vector at time  $t$  is  $\mathbf{r}(t)$ ?
2. Find the work done by the force field  $F = (e^x - y^3)\mathbf{i} + (\cos y + x^3)\mathbf{j}$  on a particle that travels once around the unit circle centred at origin having radius 1.
3. When do you say that a vector field is conservative? What are the implications if a vector field is conservative?

**Course Outcome 2 (CO2):** Evaluate surface and volume integrals and learn their inter-relations and applications

1. Write any one application each of line integral, double integral and surface integral.
2. Use the divergence theorem to find the outward flux of the vector field  $F(x, y, z) = z\mathbf{k}$  across the

$$x^2 + y^2 + z^2 = a^2$$

3. State Greens theorem. Use Green's theorem to express the area of a plane region bounded by a curve as a line integral.

**Course Outcome 3 (CO3):** Solve homogeneous and non-homogeneous linear differential equation with constant coefficients

1. If  $y_1(x)$  and  $y_2(x)$  are solutions of  $y'' + py' + qy = 0$ , where  $p, q$  are constants, show that

$y_1(x) + y_2(x)$  is also a solution.

2. Solve the differential equation  $y'' + y = 0.001x^2$  using method of undetermined coefficient.

3. Solve the differential equation of  $y''' - 3y'' + 3y' - y = e^x - x - 1$ .

**Course Outcome 4 (CO4):** Compute Laplace transform and apply them to solve ODEs arising in engineering

1. What is the inverse Laplace Transform of  $(s) = \frac{3s-137}{s^2+2s+4}$ ?

2. Find Laplace Transform of Unit step function.

3. Solve the differential equation of  $y'' + 9y = \delta\left(t - \frac{\pi}{2}\right)$ ? Given  $y(0) = 2$ ,  $y'(0) = 0$

**Course Outcome 5 (CO5):** Determine the Fourier transforms of functions and apply them to solve problems arising in engineering

1. Find the Fourier integral representation of function defined by

$$f(x) = e^{-x} \text{ for } x > 0 \text{ and } f(x) = 0 \text{ for } x < 0.$$

2. What are the conditions for the existence of Fourier Transform of a function  $f(x)$ ?

3. Find the Fourier transform of  $f(x) = 1$  for  $|x| < 1$  and  $f(x) = 0$  otherwise.

**Model Question paper**

**QP CODE:**

**PAGES:3**

Reg No: \_\_\_\_\_

Name : \_\_\_\_\_

**APJ ABDUL KALAM TECHNOLOGICAL UNIVERSITY FIRST SEMESTER B.TECH DEGREE EXAMINATION,  
MONTH & YEAR**

**Course Code: MAT 102**

**Max. Marks: 100**

**Duration: 3 Hours**

**VECTOR CALCULUS, DIFFERENTIAL EQUATIONS AND TRANSFORMS**

**(2019-Scheme)**

**(Common to all branches)**

## PART A

(Answer all questions. Each question carries 3 marks)

1. Is the vector  $\mathbf{r}$  where  $\mathbf{r} = x\mathbf{i} + y\mathbf{j} + z\mathbf{k}$  conservative. Justify your answer.
2. State Greens theorem including all the required hypotheses
3. What is the outward flux of  $\mathbf{F}(x, y, z) = x\mathbf{i} + y\mathbf{j} + z\mathbf{k}$  across any unit cube.
4. What is the relationship between Green's theorem and Stokes theorem?
5. Solve  $y'' + 4y' + 2.5y = 0$
6. Does the function  $y = C_1 \cos x + C_2 \sin x$  form a solution of  $y'' + y = 0$ ? Is it the general solution? Justify your answer.
7. Find the Laplace transform of  $e^{-t} \sinh 4t$
8. Find the Laplace inverse transform of  $\frac{1}{s(s^2 + \omega^2)}$ .
9. Given the Fourier transform  $\frac{1}{\sqrt{2}} e^{-\frac{\omega^2}{4}}$  of  $f(x) = e^{-x^2}$ , find the Fourier transform of  $x e^{-x^2}$
10. State the convolution theorem for Fourier transform

## PART B

(Answer one full question from each module. Each full question carries 14 marks)

### MODULE 1

11a) Prove that the force field  $\mathbf{F} = e^y \mathbf{i} + x e^y \mathbf{j}$  is conservative in the entire  $xy$ -plane

b) Use Greens theorem to find the area enclosed by the ellipse  $\frac{x^2}{a^2} + \frac{y^2}{b^2} = 1$

12 a) Find the divergence of the vector field  $\mathbf{F} = \frac{c}{(x^2 + y^2 + z^2)^{3/2}} (x\mathbf{i} + y\mathbf{j} + z\mathbf{k})$

b) Find the work done by the force field  $\mathbf{F}(x, y, z) = xy\mathbf{i} + yz\mathbf{j} + xz\mathbf{k}$  along C where

C is the curve  $\mathbf{r}(t) = t\mathbf{i} + t^2\mathbf{j} + t^3\mathbf{k}$

### MODULE II

13 a) Use divergence theorem to find the outward flux of the vector field

$\mathbf{F} = 2x\mathbf{i} + 3y\mathbf{j} + z^3\mathbf{k}$  across the unit cube bounded by or  $x = 0, y = 0, z = 0, x = 1, y = 1, z = 1$

b) Find the circulation of  $\mathbf{F} = (x - z)\mathbf{i} + (y - x)\mathbf{j} + (z - xy)\mathbf{k}$  using Stokes theorem around the triangle with vertices  $A(1,0,0), B(0,2,0)$  and  $C(0,0,1)$

14 a) Use divergence theorem to find the volume of the cylindrical solid bounded

by  $x^2 + 4x + y^2 = 7, z = -1, z = 4$ , given the vector field  $\mathbf{F} = x\mathbf{i} + y\mathbf{j} + z\mathbf{k}$  across surface of the cylinder

b) Use Stokes theorem to evaluate  $\int_C \mathbf{F} \cdot d\mathbf{r}$  where  $\mathbf{F} = x^2\mathbf{i} + 3x\mathbf{j} - y^3\mathbf{k}$  where C is

the circle  $x^2 + y^2 = 1$  in the  $xy$ - plane with counterclockwise orientation looking down the positive  $z$ -axis

### MODULE III

- 15 a) Solve  $y'' + 4y' + 4y = x^2 + e^{-x} \cos x$   
b) Solve  $y''' - 3y'' + 3y' - y = e^x - x - 1$   
16 a) Solve  $y'''' + 3y'' + 3y' + y = 30e^{-x}$  given  $y(0) = 3, y'(0) = -3, y''(0) = -47$   
b) Using method of variation of parameters, solve  $y'' + y = \sec x$

### MODULE IV

- 17 a) Find the inverse Laplace transform of  $F(s) = \frac{2(e^{-s} - e^{-3s})}{s^2 - 4}$   
b) Solve the differential equation  $y'' + 16y = 4\delta(t - 3\pi); y(0) = 2, y'(0) = 0$  using Laplace transform  
18 a) Solve  $y'' + 3y' + 2y = f(t)$  where  $f(t) = 1$  for  $0 < t < 1$  and  $f(t) = 1$  for  $t > 1$  using Laplace transform  
b) Apply convolution theorem to find the Laplace inverse transform of  $\frac{1}{s^2(s^2 + \omega^2)}$

### MODULE V

- 19 a) Find the Fourier cosine integral representation for  $f(x) = e^{-kx}$  for  $x > 0$  and  $k > 0$  and hence evaluate  $\int_0^\infty \frac{\cos wx}{k^2 + w^2}$  the function  
b) Does the Fourier sine transform  $f(x) = x^{-1} \sin x$  for  $0 < x < \infty$  exist? Justify your answer  
20 a) Find the Fourier transform of  $f(x) = |x|$  for  $|x| < 1$  and  $f(x) = 0$  otherwise  
b) Find the Fourier cosine transform of  $f(x) = e^{-ax}$  for  $a > 0$

## Syllabus

### Module 1 (Calculus of vector functions)

**(Text 1: Relevant topics from sections 12.1, 12.2, 12.6, 13.6, 15.1, 15.2, 15.3)**

Vector valued function of single variable, derivative of vector function and geometrical interpretation, motion along a curve-velocity, speed and acceleration. Concept of scalar and vector fields, Gradient and its properties, directional derivative, divergence and curl, Line integrals of vector fields, work as line integral, Conservative vector fields, independence of path and potential function (results without proof).

### Module 2 ( Vector integral theorems)

**(Text 1: Relevant topics from sections 15.4, 15.5, 15.6, 15.7, 15.8)**

Green's theorem (for simply connected domains, without proof) and applications to evaluating line integrals and finding areas. Surface integrals over surfaces of the form  $z = g(x, y)$ ,  $y = g(x, z)$  or  $x = g(y, z)$ , Flux integrals over surfaces of the form  $z = g(x, y)$ ,  $y = g(x, z)$  or  $x = g(y, z)$ , divergence theorem (without proof) and its applications to finding flux integrals, Stokes' theorem (without proof) and its applications to finding line integrals of vector fields and work done.

### Module- 3 ( Ordinary differential equations)

**(Text 2: Relevant topics from sections 2.1, 2.2, 2.5, 2.6, 2.7, 2.10, 3.1, 3.2, 3.3)**

Homogenous linear differential equation of second order, superposition principle, general solution, homogenous linear ODEs with constant coefficients-general solution. Solution of Euler-Cauchy equations (second order only). Existence and uniqueness (without proof). Non homogenous linear ODEs-general solution, solution by the method of undetermined coefficients (for the right hand side of the form  $x^n, e^{kx}, \sin ax, \cos ax, e^{kx} \sin ax, e^{kx} \cos ax$  and their linear combinations), methods of variation of parameters. Solution of higher order equations-homogeneous and non-homogeneous with constant coefficient using method of undetermined coefficient.

### Module- 4 (Laplace transforms)

**(Text 2: Relevant topics from sections 6.1, 6.2, 6.3, 6.4, 6.5)**

Laplace Transform and its inverse, Existence theorem (without proof), linearity, Laplace transform of basic functions, first shifting theorem, Laplace transform of derivatives and integrals, solution of differential equations using Laplace transform, Unit step function, Second shifting theorems. Dirac delta function and its Laplace transform, Solution of ordinary differential equation involving unit step function and Dirac delta functions. Convolution theorem (without proof) and its application to finding inverse Laplace transform of products of functions.

## Module-5 (Fourier Transforms)

### (Text 2: Relevant topics from sections 11.7,11.8, 11.9)

Fourier integral representation, Fourier sine and cosine integrals. Fourier sine and cosine transforms, inverse sine and cosine transform. Fourier transform and inverse Fourier transform, basic properties. The Fourier transform of derivatives. Convolution theorem (without proof)

#### Text Books

1. H. Anton, I. Biven S.Davis, "Calculus", Wiley, 10<sup>th</sup> edition, 2015.
2. Erwin Kreyszig, "Advanced Engineering Mathematics", Wiley, 10<sup>th</sup> edition, 2015.

#### Reference Books

1. J. Stewart, Essential Calculus, Cengage, 2<sup>nd</sup> edition, 2017
2. G.B. Thomas and R.L. Finney, Calculus and Analytic geometry, 9<sup>th</sup> Edition, Pearson, Reprint, 2002.
3. Peter O Neil, Advanced Engineering Mathematics, 7<sup>th</sup> Edition, Thomson, 2007.
4. Louis C Barret, C Ray Wylie, "Advanced Engineering Mathematics", Tata McGraw Hill, 6<sup>th</sup> edition, 2003.
5. VeerarajanT."Engineering Mathematics for first year", Tata McGraw - Hill, 2008.
6. B.S. Grewal, Higher Engineering Mathematics, Khanna Publishers, 36<sup>th</sup> edition , 2010.
7. Srimanta Pal, Subodh C. Bhunia, "Engineering Mathematics", Oxford University Press, 2015.
8. Ronald N. Bracewell, "The Fourier Transform and its Applications", McGraw – Hill International Editions, 2000.

#### Course Contents and Lecture Schedule

No	Topic	No. of Lectures
<b>1</b>	<b>Calculus of vector functions (9 hours)</b>	
1.1	Vector valued function of a scalar variable - derivative of vector valued function of scalar variable t-geometrical meaning	2
1.2	Motion along a curve-speed , velocity, acceleration	1
1.3	Gradient and its properties, directional derivative , divergent and curl	3
1.4	Line integrals with respect to arc length, line integrals of vector fields. Work done as line integral	2
1.5	Conservative vector field, independence of path, potential function	1

<b>2</b>	<b>Vector integral theorems( 9 hours)</b>	
2.1	Green's theorem and it's applications	2
2.2	Surface integrals , flux integral and their evaluation	3
2.3	Divergence theorem and applications	2
2.4	Stokes theorem and applications	2
<b>3</b>	<b>Ordinary Differential Equations (9 hours)</b>	
3.1	Homogenous linear equation of second order, Superposition principle, general solution	1
3.2	Homogenous linear ODEs of second order with constant coefficients	2
3.3	Second order Euler-Cauchy equation	1
3.4	Non homogenous linear differential equations of second order with constant coefficient-solution by undetermined coefficients, variation of parameters.	3
3.5	Higher order equations with constant coefficients	2
<b>4</b>	<b>Laplace Transform (10 hours)</b>	
4.1	Laplace Transform , inverse Transform, Linearity, First shifting theorem, transform of basic functions	2
4.2	Transform of derivatives and integrals	1
4.3	Solution of Differential equations, Initial value problems by Laplace transform method.	2
4.4	Unit step function --- Second shifting theorem	2
4.5	Dirac Delta function and solution of ODE involving Dirac delta function	2
4.6	Convolution and related problems.	1
<b>5</b>	<b>Fourier Transform (8 hours)</b>	
5.1	Fourier integral representation	1
5.2	Fourier Cosine and Sine integrals and transforms	2
5.3	Complex Fourier integral representation, Fourier transform and its inverse transforms, basic properties	3
5.4	Fourier transform of derivatives, Convolution theorem	2



APJ ABUL KALAM  
TECHNOLOGICAL  
UNIVERSITY

KTU



CYT 100	ENGINEERING CHEMISTRY	CATEGORY	L	T	P	CREDIT	YEAR OF INTRODUCTION
		BSC	3	1	0	4	2019

**Preamble:** To enable the students to acquire knowledge in the concepts of chemistry for engineering applications and to familiarize the students with different application oriented topics like spectroscopy, electrochemistry, instrumental methods etc. Also familiarize the students with topics like mechanism of corrosion, corrosion prevention methods, SEM, stereochemistry, polymers, desalination etc., which enable them to develop abilities and skills that are relevant to the study and practice of chemistry.

**Prerequisite:** Concepts of chemistry introduced at the plus two levels in schools

**Course outcomes:** After the completion of the course the students will be able to

CO 1	Apply the basic concepts of electrochemistry and corrosion to explore its possible applications in various engineering fields.
CO 2	Understand various spectroscopic techniques like UV-Visible, IR, NMR and its applications.
CO 3	Apply the knowledge of analytical method for characterizing a chemical mixture or a compound. Understand the basic concept of SEM for surface characterisation of nanomaterials.
CO 4	Learn about the basics of stereochemistry and its application. Apply the knowledge of conducting polymers and advanced polymers in engineering.
CO 5	Study various types of water treatment methods to develop skills for treating wastewater.

**Mapping of course outcomes with program outcomes**

	PO 1	PO 2	PO 3	PO 4	PO 5	PO 6	PO 7	PO 8	PO 9	PO 10	PO 11	PO 12
CO 1	1	2	1									
CO 2	1	1		1	2							
CO 3	1	1		1	2							
CO 4	2	1										
CO 5	1			1			3					

## Assessment Pattern

Bloom's Category	Continuous Assessment Tests		End Semester Examination
	1	2	
Remember	15	15	30
Understand	25	25	50
Apply	10	10	20
Analyse			
Evaluate			
Create			

**End Semester Examination Pattern:** There will be two parts- **Part A** and **Part B**. **Part A** contains **10** questions (**2** questions from each module), having **3** marks for each question. Students should answer **all** questions. **Part B** contains **2** questions from each module, of which student should answer any one. Each question can have maximum **2** subdivisions and carries **14** marks.

### Course Level Assessment Questions

#### Course Outcome 1 (CO 1):

1. What is calomel electrode? Give the reduction reaction (3 Marks)
2. List three important advantages of potentiometric titration (3 Marks)
3. (a) Explain how electroless plating copper and nickel are carried out (10 Marks)  
(b) Calculate the emf of the following cell at 30°C,  $Zn / Zn^{2+} (0.1M) // Ag^+ (0.01M) // Ag$ .  
Given  $E^0 Zn^{2+}/Zn = -0.76 V$ ,  $E^0 Ag^+/Ag = 0.8 V$ . (4 Marks)

#### Course Outcome 2 (CO 2)

1. State Beer Lambert's law (3 Marks)
2. List the important applications of IR spectroscopy (3 Marks)
3. (a) What is Chemical shift? What are factors affecting Chemical shift? How  $^1H$  NMR spectrum of  $CH_3COCH_2Cl$  interpreted using the concept of chemical shift. (10 Marks)  
(b) Calculate the force constant of HF molecule, if it shows IR absorption at  $4138\text{ cm}^{-1}$ . Given that atomic masses of hydrogen and fluorine are 1u and 19u respectively. (4 Marks)

#### Course Outcome 3 (CO 3):

1. Distinguish between TGA and DTA (3 Marks)
2. Give two differences between GSC and GLC (3 Marks)

3. (a) Explain the principle, instrumentation and procedure of HPLC (10 Marks)

(b) Interpret TGA of  $\text{CaC}_2\text{O}_4 \cdot \text{H}_2\text{O}$  (4 Marks)

**Course Outcome 4 (CO 4):**

1. Explain the geometrical isomerism in double bonds (3 Marks)

2. What are the rules of assigning R-S notation? (3 Marks)

3. (a) What are conducting polymers? How it is classified? Give the preparation of polyaniline (10 Marks)

(b) Draw the stereoisomers possible for  $\text{CH}_3\text{-(CHOH)}_2\text{-COOH}$  (4 Marks)

**Course Outcome 5 (CO 5):**

1. What is degree of hardness? (3 Marks)

2. Define BOD and COD (3 Marks)

3. (a) Explain the EDTA estimation of hardness (10 Marks)

(b) Standard hard water contains 20 g of  $\text{CaCO}_3$  per liter, 50 mL of this required 30 mL of EDTA solution, 50 mL of sample water required 20 mL of EDTA solution. 50 mL sample water after boiling required 14 mL EDTA solution. Calculate the temporary hardness of the given sample of water, in terms of ppm. (4 Marks)

**MODEL QUESTION PAPER**

**Total Pages:**

Reg No.: \_\_\_\_\_

Name: \_\_\_\_\_

**APJ ABDUL KALAM TECHNOLOGICAL UNIVERSITY**  
FIRST SEMESTER B.TECH DEGREE EXAMINATION

**Course Code: CYT100,**

**Course Name: ENGINEERING CHEMISTRY**

Max. Marks: 100

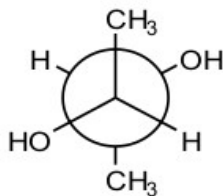
Duration: 3 Hours

**PART A**

**Answer all questions, each carries 3 marks**

- |   |  | Marks |
|---|--|-------|
| 1 | What is potentiometric titration? How the end point is determined graphically?   | (3)   |
| 2 | What is Galvanic series? How is it different from electrochemical series?  | (3)   |
| 3 | Which of the following molecules can give IR absorption? Give reason?<br>(a) $\text{O}_2$ (b) $\text{H}_2\text{O}$ (c) $\text{N}_2$ (d) $\text{HCl}$ | (3)   |
| 4 | Which of the following molecules show UV-Visible absorption? Give reason.<br>(a) Ethane      (b) Butadiene      (c) Benzene                          | (3)   |

- 5 What are the visualization techniques used in TLC? (3)
- 6 Write the three important applications of nanomaterials. (3)
- 7 Draw the Fischer projection formula and find R-S notation of (3)



- 8 Write the structure of a) Polypyrrole b) Kevlar. (3)
- 9 What is break point chlorination? (3)
- 10 What is reverse osmosis? (3)

### PART B

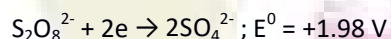
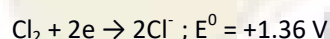
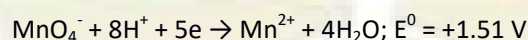
**Answer any one full question from each module, each question carries 14 marks**

#### Module 1

- 11 a) Give the construction of Li-ion cell. Give the reactions that take place at the electrodes during charging and discharging. What happens to anodic material when the cell is 100% charged. (10)
- b) Calculate the standard electrode potential of Cu, if its electrode potential at 25 °C is 0.296 V and the concentration of  $\text{Cu}^{2+}$  is 0.015 M. (4)

**OR**

- 12 a) Explain the mechanism of electrochemical corrosion of iron in oxygen rich and oxygen deficient acidic and basic environments. (10)
- b) Given below are reduction potentials of some species (4)



Use the above data to examine whether the acids, dil. HCl and dil.  $\text{H}_2\text{SO}_4$ , can be used to provide acid medium in redox titrations involving  $\text{KMnO}_4$ .

#### Module 2

- 13 a) What is spin-spin splitting? Draw the NMR spectrum of (i)  $\text{CH}_3\text{CH}_2\text{CH}_2\text{Br}$  (ii)  $\text{CH}_3\text{CH}(\text{Br})\text{CH}_3$ . Explain how NMR spectrum can be used to identify the two isomers. (10)
- b) A dye solution of concentration 0.08M shows absorbance of 0.012 at 600 nm; while a test solution of same dye shows absorbance of 0.084 under same conditions. Find the concentration of the test solution. (4)

**OR**

- 14 a) Explain the basic principle of UV-Visible spectroscopy. What are the possible electronic transitions? Explain with examples. (10)
- b) Sketch the vibrational modes of  $\text{CO}_2$  and  $\text{H}_2\text{O}$ . Which of them are IR active? (4)

### Module 3

- 15 a) Explain the principle, instrumentation and procedure involved in gas chromatography. (10)  
b) Explain the DTA of  $\text{CaC}_2\text{O}_4 \cdot \text{H}_2\text{O}$  with a neat sketch. (4)

OR

- 16 a) Explain the various chemical methods used for the synthesis of nanomaterial (10)  
b) How TGA is used to analyse the thermal stability of polymers? (4)

### Module 4

- 17 a) What are conformers? Draw the *cis* and *trans* isomers of 1, 3-dimethylcyclohexane. (10)  
Which conformer (chair form) is more stable in each case?  
b) What is ABS? Give properties and applications. (4)

OR

- 18 a) Explain the various structural isomers with suitable example. (10)  
b) What is OLED? Draw a labelled diagram. (4)

### Module 5

- 19 a) What are ion exchange resins? Explain ion exchange process for removal of hardness of water? How exhausted resins are regenerated? (10)  
b) 50 mL sewage water is diluted to 2000 mL with dilution water; the initial dissolved oxygen was 7.7 ppm. The dissolved oxygen level after 5 days of incubation was 2.4 ppm. Find the BOD of the sewage. (4)

OR

- 20 a) What are the different steps in sewage treatment? Give the flow diagram. Explain the working of trickling filter. (10)  
b) Calculate the temporary and permanent hardness of a water sample which contains (4)  
 $[\text{Ca}^{2+}] = 160 \text{ mg/L}$ ,  $[\text{Mg}^{2+}] = 192 \text{ mg/L}$  and  $[\text{HCO}_3^-] = 122 \text{ mg/L}$ .

## Syllabus

### Module 1

#### Electrochemistry and Corrosion

Introduction - Differences between electrolytic and electrochemical cells - Daniel cell - redox reactions - cell representation. Different types of electrodes (brief) - Reference electrodes - SHE - Calomel electrode - Glass Electrode - Construction and Working. Single electrode potential - definition - Helmholtz electrical double layer -Determination of  $E^0$  using calomel electrode.Determination of pH using glass electrode.Electrochemical series and its applications. Free energy and EMF - Nernst Equation - Derivation - single electrode and cell (Numericals) -Application - Variation of emf with temperature. Potentiometric titration - Introduction -Redox titration only.Lithiumion cell - construction and working.Conductivity- Measurement of conductivity of a solution (Numericals).

Corrosion-Electrochemicalcorrosion – mechanism. Galvanic series- cathodic protection - electroless plating –Copper and Nickel plating.

## **Module 2**

### **Spectroscopic Techniques and Applications**

Introduction- Types of spectrum - electromagnetic spectrum - molecular energy levels - Beer Lambert's law (Numericals). UV-Visible Spectroscopy – Principle - Types of electronic transitions - Energy level diagram of ethane, butadiene, benzene and hexatriene. Instrumentation of UV-Visible spectrometer and applications. IR-Spectroscopy – Principle - Number of vibrational modes - Vibrational energy states of a diatomic molecule and -Determination of force constant of diatomic molecule (Numericals) –Applications.  $^1\text{H}$  NMR spectroscopy – Principle - Relation between field strength and frequency - chemical shift - spin-spin splitting (spectral problems ) - coupling constant (definition) - applications of NMR- including MRI (brief).

## **Module 3**

### **Instrumental Methods and Nanomaterials**

Thermal analysis –TGA- Principle, instrumentation (block diagram) and applications – TGA of  $\text{CaC}_2\text{O}_4 \cdot \text{H}_2\text{O}$  and polymers. DTA-Principle, instrumentation (block diagram) and applications - DTA of  $\text{CaC}_2\text{O}_4 \cdot \text{H}_2\text{O}$ . Chromatographic methods - Basic principles and applications of column and TLC- Retention factor. GC and HPLC-Principle, instrumentation (block diagram) - retention time and applications.

Nanomaterials - Definition - Classification - Chemical methods of preparation - Hydrolysis and Reduction - Applications of nanomaterials - Surface characterisation -SEM – Principle and instrumentation (block diagram).

## **Module 4**

### **Stereochemistry and Polymer Chemistry**

Isomerism-Structural, chain, position, functional, tautomerism and matamerism - Definition with examples - Representation of 3D structures-Newman, Sawhorse, Wedge and Fischer projection of substituted methane and ethane. Stereoisomerism - Geometrical isomerism in double bonds and cycloalkanes (cis-trans and E-Z notations). R-S Notation – Rules and examples - Optical isomerism, Chirality, Enantiomers and Diastereoisomers-Definition with examples. Conformational analysis of ethane, butane, cyclohexane, mono and di methyl substituted cyclohexane.

Copolymers - Definition - Types - Random, Alternating, Block and Graft copolymers - ABS - preparation, properties and applications. Kevlar-preparation, properties and applications. Conducting polymers - Doping - Polyaniline and Polypyrrole - preparation properties and applications. OLED - Principle, construction and advantages.

## **Module 5**

### **Water Chemistry and Sewage Water Treatment**

Water characteristics - Hardness - Types of hardness- Temporary and Permanent - Disadvantages of hard water -Units of hardness- ppm and mg/L -Degree of hardness (Numericals) - Estimation of

hardness-EDTA method (Numericals). Water softening methods-Ion exchange process-Principle, procedure and advantages. Reverse osmosis – principle, process and advantages. Municipal water treatment (brief) - Disinfection methods - chlorination, ozone and UV irradiation.

Dissolved oxygen (DO) -Estimation (only brief procedure-Winkler's method), BOD and COD-definition, estimation (only brief procedure) and significance (Numericals). Sewage water treatment - Primary, Secondary and Tertiary - Flow diagram -Trickling filter and UASB process.

#### **Text Books**

1. B. L. Tembe, Kamaluddin, M. S. Krishnan, "Engineering Chemistry (NPTEL Web-book)", 2018.
2. P. W. Atkins, "Physical Chemistry", Oxford University Press, 10<sup>th</sup> edn., 2014.

#### **Reference Books**

1. C. N. Banwell, "Fundamentals of Molecular Spectroscopy", McGraw-Hill, 4<sup>th</sup> edn., 1995.
2. Donald L. Pavia, "Introduction to Spectroscopy", Cengage Learning India Pvt. Ltd., 2015.
3. B. R. Puri, L. R. Sharma, M. S. Pathania, "Principles of Physical Chemistry", Vishal Publishing Co., 47<sup>th</sup> Edition, 2017.
4. H. H. Willard, L. L. Merritt, "Instrumental Methods of Analysis", CBS Publishers, 7<sup>th</sup> Edition, 2005.
5. Ernest L. Eliel, Samuel H. Wilen, "Stereo-chemistry of Organic Compounds", WILEY, 2008.
6. Raymond B. Seymour, Charles E. Carraher, "Polymer Chemistry: An Introduction", Marcel Dekker Inc; 4th Revised Edition, 1996.
7. MuhammedArif, Annette Fernandez, Kavitha P. Nair "Engineering Chemistry", Owl Books, 2019.
8. Ahad J., "Engineering Chemistry", Jai Publication, 2019.
9. Roy K. Varghese, "Engineering Chemistry", Crownplus Publishers, 2019.
10. Soney C. George, RinoLaly Jose, "Text Book of Engineering Chemistry", S. Chand & Company Pvt Ltd, 2019.



## Course Contents and Lecture Schedule

No	Topic	No. of Lectures (hrs)
<b>1</b>	<b>Electrochemistry and Corrosion</b>	<b>9</b>
<b>1.1</b>	Introduction - Differences between electrolytic and electrochemical cells- Daniel cell - redox reactions - cell representation. Different types of electrodes (brief) - Reference electrodes- SHE - Calomel electrode - Glass Electrode - Construction and Working.	<b>2</b>
<b>1.2</b>	Single electrode potential – definition - Helmholtz electrical double layer - Determination of $E^0$ using calomel electrode. Determination of pH using glass electrode. Electrochemical series and its applications. Free energy and EMF - Nernst Equation – Derivation - single electrode and cell (Numericals) -Application -Variation of emf with temperature.	<b>3</b>
<b>1.3</b>	Potentiometric titration - Introduction -Redox titration only. Lithium ion cell - construction and working. Conductivity- Measurement of conductivity of a solution (Numericals).	<b>2</b>
<b>1.4</b>	Corrosion-Electrochemical corrosion – mechanism. Galvanic series- cathodic protection - electroless plating –Copper and Nickel plating.	<b>2</b>
<b>2</b>	<b>Spectroscopic Techniques and Applications</b>	<b>9</b>
<b>2.1</b>	Introduction- Types of spectrum - electromagnetic spectrum - molecular energy levels - Beer Lambert's law (Numericals).	<b>2</b>
<b>2.2</b>	UV-Visible Spectroscopy – Principle - Types of electronic transitions - Energy level diagram of ethane, butadiene, benzene and hexatriene. Instrumentation of UV-Visible spectrometer and applications.	<b>2</b>
<b>2.3</b>	IR-Spectroscopy – Principle - Number of vibrational modes -Vibrational energy states of a diatomic molecule and -Determination of force constant of diatomic molecule (Numericals) –Applications.	<b>2</b>
<b>2.4</b>	$^1\text{H}$ NMR spectroscopy – Principle - Relation between field strength and frequency - chemical shift - spin-spin splitting (spectral problems ) - coupling constant (definition) - applications of NMR- including MRI (brief).	<b>3</b>
<b>3</b>	<b>Instrumental Methods and Nanomaterials</b>	<b>9</b>
<b>3.1</b>	Thermal analysis –TGA- Principle, instrumentation (block diagram) and applications – TGA of $\text{CaC}_2\text{O}_4 \cdot \text{H}_2\text{O}$ and polymers. DTA-Principle, instrumentation (block diagram) and applications - DTA of $\text{CaC}_2\text{O}_4 \cdot \text{H}_2\text{O}$ .	<b>2</b>

3.2	Chromatographic methods - Basic principles and applications of column and TLC-Retention factor.	2
3.3	GC and HPLC-Principle, instrumentation (block diagram) - retention time and applications.	2
3.4	Nanomaterials - Definition - Classification - Chemical methods of preparation - Hydrolysis and Reduction - Applications of nanomaterials - Surface characterisation -SEM – Principle and instrumentation (block diagram).	3
4	<b>Stereochemistry and Polymer Chemistry</b>	9
4.1	Isomerism-Structural, chain, position, functional, tautomerism and matamerism - Definition with examples - Representation of 3D structures-Newman, Sawhorse, Wedge and Fischer projection of substituted methane and ethane. Stereoisomerism - Geometrical isomerism in double bonds and cycloalkanes (cis-trans and E-Z notations).	2
4.2	R-S Notation – Rules and examples - Optical isomerism, Chirality, Enantiomers and Diastereoisomers-Definition with examples.	1
4.3	Conformational analysis of ethane, butane, cyclohexane, mono and di methyl substituted cyclohexane.	2
4.4	Copolymers - Definition - Types - Random, Alternating, Block and Graft copolymers - ABS - preparation, properties and applications. Kevlar-preparation, properties and applications. Conducting polymers - Doping -Polyaniline and Polypyrrole - preparation properties and applications. OLED - Principle, construction and advantages.	4
5	<b>Water Chemistry and Sewage Water Treatment</b>	9
5.1	Water characteristics - Hardness - Types of hardness- Temporary and Permanent - Disadvantages of hard water -Units of hardness- ppm and mg/L -Degree of hardness (Numericals) - Estimation of hardness-EDTA method (Numericals). Water softening methods-Ion exchange process-Principle, procedure and advantages. Reverse osmosis – principle, process and advantages.	3
5.2	Municipal water treatment (brief) - Disinfection methods - chlorination, ozone and UV irradiation.	2
5.3	Dissolved oxygen (DO) -Estimation (only brief procedure-Winkler's method), BOD and COD-definition, estimation (only brief procedure) and significance (Numericals).	2
5.4	Sewage water treatment - Primary, Secondary and Tertiary - Flow diagram - Trickling filter and UASB process.	2

EST 110	ENGINEERING GRAPHICS	CATEGORY	L	T	P	CREDIT	Year of Introduction
		ESC	2	0	2	3	2019

**Preamble:** To enable the student to effectively perform technical communication through graphical representation as per global standards.

**Prerequisite:** NIL

**Course Outcomes:** After the completion of the course the student will be able to

CO 1	Draw the projection of points and lines located in different quadrants
CO 2	Prepare multiview orthographic projections of objects by visualizing them in different positions
CO 3	Draw sectional views and develop surfaces of a given object
CO 4	Prepare pictorial drawings using the principles of isometric and perspective projections to visualize objects in three dimensions.
CO 5	Convert 3D views to orthographic views
CO 6	Obtain multiview projections and solid models of objects using CAD tools

**Mapping of course outcomes with program outcomes**

	PO 1	PO 2	PO 3	PO 4	PO 5	PO 6	PO 7	PO 8	PO 9	PO 10	PO 11	PO 12
CO 1	3											
CO 2	3											
CO 3	3	1										
CO 4	3									1		
CO 5	3									2		
CO 6	3				3					3		

**Assessment Pattern**

Bloom's Category	Continuous Assessment Tests		End Semester Examination (100 Marks)
	Test 1 (15 Marks)	Test 2 (15 Marks)	
Remember			
Understand	5		20
Apply	10	10	80
Analyse			
Evaluate			
Create			

## Mark distribution

Total Marks	CIE (Marks)	ESE (Marks)	ESE Duration
150	50	100	3 hours

### Continuous Internal Evaluation Pattern:

Attendance : 10 marks

CIA for section A carries 25 marks (15 marks for 1 test and Class work 10 marks)

CIA for section B carries 15 marks (10 marks for 1 test and Class work 5 marks)

### End Semester Examination Pattern:

ESE will be of 3 hour duration on A4 size answer booklet and will be for 100 marks. The question paper shall contain two questions from each module of Section A only. Student has to answer any one question from each module. Each question carries 20 marks.

### Course Level Assessment Questions

(Questions may be framed based on the outline given under each course outcome)

#### Course Outcome 1 (CO1):

1. Locate points in different quadrants as per given conditions.
2. Problems on lines inclined to both planes .
3. Find True length, Inclinations and Traces of lines.

#### Course Outcome 2 (CO2)

1. Draw orthographic views of solids and combination solids
2. Draw views of solids inclined to any one reference plane.
3. Draw views of solids inclined to both reference planes.

#### Course Outcome 3 (CO3):

1. Draw views of solids sectioned by a cutting plane
2. Find location and inclination of cutting plane given true shape of the section
3. Draw development of lateral surface of solids and also its sectioned views

#### Course Outcome 4 (CO4):

1. Draw Isometric views/projections of solids
2. Draw Isometric views/projections of combination of solids
3. Draw Perspective views of Solids

#### Course Outcome 5 (CO5):

1. Draw Orthographic views of solids from given three dimensional view

**Course Outcome 6 (CO6):**

1. Draw the given figure including dimensions using 2D software
2. Create 3D model using modelling software from the given orthographic views or 3D figure or from real 3D objects

**Model Question paper**

**QP CODE:**

**PAGES:3**

Reg No: \_\_\_\_\_

Name : \_\_\_\_\_

**APJ ABDUL KALAM TECHNOLOGICAL UNIVERSITY FIRST SEMESTER B.TECH DEGREE EXAMINATION,  
MONTH & YEAR**

**Course Code: EST 110**

**ENGINEERING GRAPHICS**

**Max.Marks:100**

**Duration: 3 Hours**

**PART A**

**Answer all Questions. Each question carries 3 Marks**

**Instructions: Retain necessary Construction lines**

**Show necessary dimensions**

**Answer any ONE question from each module**

**Each question carries 20 marks**

**MODULE I**

1. The end point A of a line is 20mm above HP and 10mm in front of VP. The other end of the line is 50mm above HP and 15mm behind VP. The distance between the end projectors is 70mm. Draw the projections of the line. Find the true length and true inclinations of the line with the principal planes. Also locate the traces of the line.
2. One end of a line is 20mm from both the principal planes of projection. The other end of the line is 50mm above HP and 40mm in front of VP. The true length of the line is 70mm. Draw the projections of the line. Find its apparent inclinations, elevation length and plan length. Also locate its traces.

**MODULE II**

3. A pentagonal pyramid of base side 25mm and height 40mm, is resting on the ground on one of its triangular faces. The base edge of that face is inclined  $30^\circ$  to VP. Draw the projections of the solid.

- A hexagonal prism has side 25mm and height 50mm has a corner of its base on the ground and the long edge containing that corner inclined at  $30^\circ$  to HP and  $45^\circ$  to VP. Draw the projections of the solid.

### MODULE III

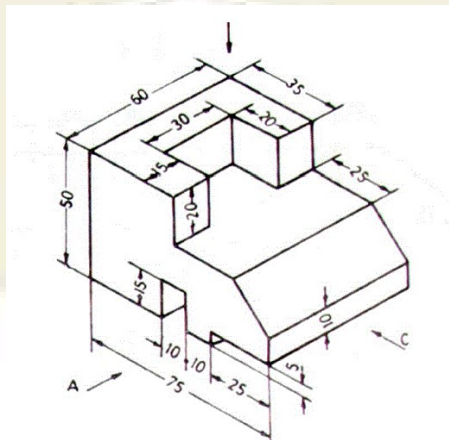
- A triangular prism of base side 40mm and height 70mm is resting with its base on the ground and having an edge of the base perpendicular to VP. Section the solid such that the true shape of the section is a trapezium of parallel sides 30mm and 10mm. Draw the projections showing the true shape. Find the inclination of the cutting plane with the ground plane.
- Draw the development of a pentagonal pyramid of base side 30mm and height 50mm. A string is wound from a corner of the base round the pyramid and back to the same point through the shortest distance. Show the position of the string in the elevation and plan.

### MODULE IV

- The frustum of a cone has base diameter 50mm and top diameter 40mm has a height of 60mm. It is placed centrally on top of a rectangular slab of size 80x60mm and of thickness 20mm. Draw the isometric view of the combination.
- A hexagonal prism has base side 35mm and height 60mm. A sphere of diameter 40mm is placed centrally on top of it. Draw the isometric projection of the combination.

### MODULE V

- Draw the perspective view of a pentagonal prism, 20mm side and 45mm long lying on one of its rectangular faces on the ground and having its axis perpendicular to picture plane. One of its pentagonal faces touches the picture plane and the station point is 50mm in front of PP, 25mm above the ground plane and lies in a central plane, which is 70mm to the left of the center of the prism.
- Draw three orthographic views with dimensions of the object shown in figure below.



(20X5=100)

**SCHEME OF VALUATION**

1. Locating the points and drawing the projections of the line – 4 marks  
 Finding true length by any one method – 6 marks  
 Finding true inclination with VP – 2 marks  
 Finding true inclination with HP – 2 marks  
 Locating horizontal trace – 2 marks  
 Locating vertical trace – 2 marks  
 Dimensioning and neatness – 2 marks  
 Total = 20 marks
2. Locating the points and drawing true length of the line – 4 marks  
 Finding projections by any method – 6 marks  
 Finding length of elevation and plan – 2 marks  
 Finding apparent inclinations – 2 marks  
 Locating horizontal trace – 2 marks  
 Locating vertical trace – 2 marks  
 Dimensioning and neatness – 2 marks  
 Total = 20 marks
3. Drawing initial position plan and elevation – 4 marks  
 First inclination views – 4 marks  
 Second inclination views -8 marks  
 Marking invisible edges – 2 marks  
 Dimensioning and neatness – 2 marks  
 Total = 20 marks  
*(Any one method or combination of methods for solving can be used.  
 If initial position is wrong then maximum 50% marks may be allotted for the answer)*
4. Drawing initial position plan and elevation – 4 marks  
 First inclination views – 4 marks  
 Second inclination views -8 marks  
 Marking invisible edges – 2 marks  
 Dimensioning and neatness – 2 marks  
 Total = 20 marks  
*(Any one method or combination of methods for solving can be used  
 If initial position is wrong then maximum 50% marks may be allotted for the answer)*
5. Drawing initial position plan and elevation – 4 marks  
 Locating section plane as per given condition – 5 marks  
 Drawing true shape -5 marks  
 Finding inclination of cutting plane – 2 marks  
 Dimensioning and neatness – 2 marks  
 Total = 20 marks
6. Drawing initial position plan and elevation – 4 marks  
 Development of the pyramid – 6 marks

- Locating string in development -2 marks
- Locating string in elevation – 3 marks
- Locating string in plan – 3 marks
- Dimensioning and neatness – 2 marks

Total = 20 marks

- 7. Drawing initial positions – 4 marks
- Isometric View of Slab -6 marks
- Isometric View of Frustum – 10 marks
- Dimensioning and neatness – 2 marks

Total = 20 marks

*(Initial position is optional, hence redistribute if needed.  
Reduce 4 marks if Isometric scale is taken)*

- 8. Drawing initial positions – 4 marks
- Isometric scale – 4 marks
- Isometric projection of prism -5 marks
- Isometric projection of sphere – 5 marks
- Dimensioning and neatness – 2 marks

Total = 20 marks

*(Initial position is optional, hence redistribute if needed.*

- 9. Drawing the planes and locating the station point – 4 marks
- Locating elevation points – 2 marks
- Locating plan points – 2 marks
- Drawing the perspective view – 10 marks
- Dimensioning and neatness – 2 marks

Total = 20 marks

- 10. Drawing the elevation – 8marks
- Drawing the plan – 4 marks
- Drawing the side view – 4 marks
- Marking invisible edges – 2 marks
- Dimensioning and neatness – 2 marks

Total = 20 marks



## SYLLABUS

### General Instructions:

- First angle projection to be followed
- Section A practice problems to be performed on A4 size sheets
- Section B classes to be conducted on CAD lab

## SECTION A

### Module 1

Introduction : Relevance of technical drawing in engineering field. Types of lines, Dimensioning, BIS code of practice for technical drawing.

Orthographic projection of Points and Lines: Projection of points in different quadrants, Projection of straight lines inclined to one plane and inclined to both planes. Trace of line. Inclination of lines with reference planes True length of line inclined to both the reference planes.

### Module 2

Orthographic projection of Solids: Projection of Simple solids such as Triangular, Rectangle, Square, Pentagonal and Hexagonal Prisms, Pyramids, Cone and Cylinder. Projection of solids in simple position including profile view. Projection of solids with axis inclined to one of the reference planes and with axis inclined to both reference planes.

### Module 3

Sections of Solids: Sections of Prisms, Pyramids, Cone, Cylinder with axis in vertical position and cut by different section planes. True shape of the sections. Also locating the section plane when the true shape of the section is given.

Development of Surfaces: Development of surfaces of the above solids and solids cut by different section planes. Also finding the shortest distance between two points on the surface.

### Module 4

Isometric Projection: Isometric View and Projections of Prisms, Pyramids, Cone , Cylinder, Frustum of Pyramid, Frustum of Cone, Sphere, Hemisphere and their combinations.

### Module 5

Perspective Projection: Perspective projection of Prisms and Pyramids with axis perpendicular to the ground plane, axis perpendicular to picture plane.

Conversion of Pictorial Views: Conversion of pictorial views into orthographic views.

## SECTION B

*(To be conducted in CAD Lab)*

Introduction to Computer Aided Drawing: Role of CAD in design and development of new products, Advantages of CAD. Creating two dimensional drawing with dimensions using suitable software. (Minimum 2 exercises mandatory)

Introduction to Solid Modelling: Creating 3D models of various components using suitable modelling software. (Minimum 2 exercises mandatory)

**Text Books**

1. Bhatt, N.D., Engineering Drawing, Charotar Publishing House Pvt. Ltd.
2. John, K.C. Engineering Graphics, Prentice Hall India Publishers.

**Reference Books**

1. Anilkumar, K.N., Engineering Graphics, Adhyuth narayan Publishers
2. Agrawal, B. And Agrawal, C.M., Engineering Darwing, Tata McGraw Hill Publishers.
3. Benjamin, J., Engineering Graphics, Pentex Publishers- 3<sup>rd</sup> Edition, 2017
4. Duff, J.M. and Ross, W.A., Engineering Design and Visualisation, Cengage Learning.
5. Kulkarni, D.M., Rastogi, A.P. and Sarkar, A.K., Engineering Graphics with AutoCAD, PHI.
6. Luzaddff, W.J. and Duff, J.M., Fundamentals of Engineering Drawing, PHI.
7. Varghese, P.I., Engineering Graphics, V I P Publishers
8. Venugopal, K., Engineering Drawing and Graphics, New Age International Publishers.

**Course Contents and Lecture Schedule**

No	SECTION A	No. of Hours
1	<b>MODULE I</b>	
1.1	Introduction to graphics, types of lines, Dimensioning	1
1.2	Concept of principle planes of projection, different quadrants, locating points on different quadrants	2
1.3	Projection of lines, inclined to one plane. Lines inclined to both planes, trapezoid method of solving problems on lines.	2
1.4	Problems on lines using trapezoid method	2
1.5	Line rotation method of solving, problems on line rotation method	2
2	<b>MODULE II</b>	
2.1	Introduction of different solids, Simple position plan and elevation of solids	2
2.2	Problems on views of solids inclined to one plane	2
2.3	Problems on views of solids inclined to both planes	2
2.4	Practice problems on solids inclined to both planes	2

3	<b>MODULE III</b>	
3.1	Introduction to section planes. AIP and AVP. Principle of locating cutting points and finding true shape	2
3.2	Problems on sections of different solids	2
3.3	Problems when the true shape is given	2
3.4	Principle of development of solids, sectioned solids	2
4	<b>MODULE IV</b>	
4.1	Principle of Isometric View and Projection, Isometric Scale. Problems on simple solids	2
4.2	Isometric problems on Frustum of solids, Sphere and Hemisphere	2
4.3	Problems on combination of different solids	2
5	<b>MODULE V</b>	
5.1	Introduction to perspective projection, different planes, station point etc. Perspective problems on pyramids	2
5.2	Perspective problems on prisms	2
5.3	Practice on conversion of pictorial views into orthographic views	2
	<b>SECTION B (To be conducted in CAD lab)</b>	
1	Introduction to CAD and software. Familiarising features of 2D software. Practice on making 2D drawings	2
2	Practice session on 2D drafting	2
3	Introduction to solid modelling and software	2
4	Practice session on 3D modelling	2

EST 130	BASICS OF ELECTRICAL AND ELECTRONICS ENGINEERING	CATEGORY	L	T	P	CREDIT	YEAR OF INTRODUCTION
		ESC	4	0	0	4	2019

**Preamble:**

This course aims to (1) equip the students with an understanding of the fundamental principles of electrical engineering (2) provide an overview of evolution of electronics, and introduce the working principle and examples of fundamental electronic devices and circuits (3) provide an overview of evolution of communication systems, and introduce the basic concepts in radio communication.

**Prerequisite:** Physics and Mathematics (Pre-university level)

**Course Outcomes:** After the completion of the course the student will be able to

CO 1	Apply fundamental concepts and circuit laws to solve simple DC electric circuits
CO 2	Develop and solve models of magnetic circuits
CO 3	Apply the fundamental laws of electrical engineering to solve simple ac circuits in steady state
CO 4	Describe working of a voltage amplifier
CO 5	Outline the principle of an electronic instrumentation system
CO 6	Explain the principle of radio and cellular communication

**Mapping of course outcomes with program outcomes**

	PO 1	PO 2	PO 3	PO 4	PO 5	PO 6	PO 7	PO 8	PO 9	PO 10	PO 11	PO 12
CO 1	3	1	-	-	-	-	-	-	-	-	-	2
CO 2	3	1	-	-	-	-	-	-	-	-	-	2
CO 3	3	1	-	-	-	-	-	-	-	-	-	2
CO 4	2	-	-	-	-	-	-	-	-	-	-	-
CO 5	2	-	-	-	-	-	-	-	-	-	-	2
CO 6	2	-	-	-	-	-	-	-	-	-	-	2

**Assessment Pattern**

Bloom's Category	Basic Electrical Engineering			Basic Electronics Engineering		
	Continuous Assessment Tests		End Semester Examination (Marks)	Continuous Assessment Tests		End Semester Examination (Marks)
	Test 1 (Marks)	Test 2 (Marks)		Test 1 (Marks)	Test 2 (Marks)	
Remember	0	0	10	10	10	20
Understand	12.5	12.5	20	15	15	30
Apply	12.5	12.5	20			
Analyse						
Evaluate						
Create						

### Mark distribution

Total Marks	CIE marks	ESE marks	ESE Duration
150	50	100	3 hours

#### Continuous Internal Evaluation Pattern:

Attendance	: 10 marks
Continuous Assessment Test (2 numbers)	: 25 marks
Assignment/Quiz/Course project	: 15 marks

**End Semester Examination Pattern:** There will be two parts; Part I – Basic Electrical Engineering and Part II – Basic Electronics Engineering. Part I and PART II carries 50 marks each. For the end semester examination, part I contain 2 parts - Part A and Part B. Part A contain 5 questions carrying 4 marks each (not exceeding 2 questions from each module). Part B contains 2 questions from each module out of which one to be answered. Each question carries 10 mark and can have maximum 2 sub-divisions. The pattern for end semester examination for part II is same as that of part I. **However, student should answer both part I and part 2 in separate answer booklets.**

#### Course Level Assessment Questions

##### Course Outcome 1 (CO1):

1. Solve problems based on current division rule.
2. Solve problems with Mesh/node analysis.
3. Solve problems on Wye-Delta Transformation.

##### Course Outcome 2 (CO2):

1. Problems on series magnetic circuits
2. Problems on parallel magnetic circuits
3. Problems on composite magnetic circuits

##### 4. Course Outcome 3 (CO3):

1. problems on self inductance, mutual inductance and coefficient of coupling
2. problems on rms and average values of periodic waveforms
3. problems on series ac circuits
4. Compare star and Delta connected 3 phase AC systems.

##### Course Outcome 4 (CO4): Describe working of a voltage amplifier

1. What is the need of voltage divider biasing in an RC coupled amplifier?

2. Define operating point in the context of a BJT amplifier.
3. Why is it required to have a voltage amplifier in a public address system?

**Course Outcome 5 (CO5):** Outline the principle of an electronic instrumentation system

1. Draw the block diagram of an electronic instrumentation system.
2. What is a transducer?
3. Explain the working principle of operation of digital multimeter.

**Course Outcome 6 (CO6):** Explain the principle of radio and cellular communication

1. What is the working principle of an antenna when used in a radio transmitter?
2. What is the need of two separate sections RF section and IF section in a super heterodyne receiver?
3. What is meant by a cell in a cellular communication?

**Model Question Paper**

**QP CODE:**

Pages: 3

Reg No.: \_\_\_\_\_

Name: \_\_\_\_\_

**APJ ABDUL KALAM TECHNOLOGICAL UNIVERSITY FIRST SEMESTER B.TECH DEGREE EXAMINATION,  
MONTH & YEAR**

**Course Code: EST 130**

**Course Name: BASICS OF ELECTRICAL AND ELECTRONICS ENGINEERING**

Max. Marks: 100

Duration: 3 hours

**Answer both part I and part 2 in separate answer booklets**

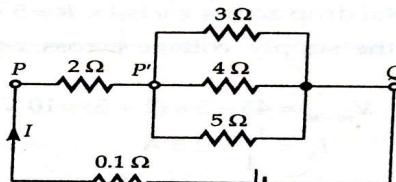
**PART I**

**BASIC ELECTRICAL ENGINEERING**

**PART A**

**Answer all questions; each question carries 4 marks.**

1. Calculate the current through the  $4\Omega$  resistor in the circuit shown, applying current division rule:



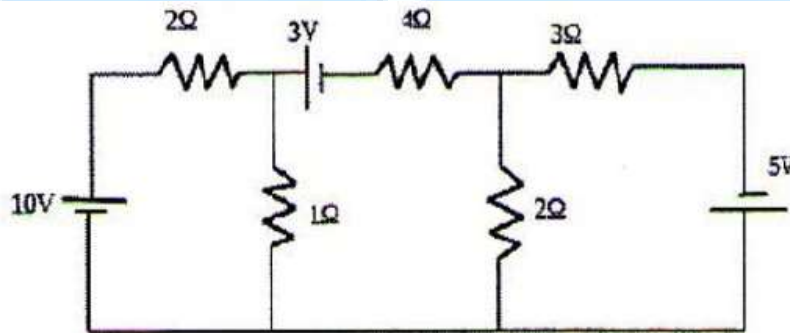
2. Calculate the RMS and average values of a purely sinusoidal current having peak value 15A.
3. An alternating voltage of  $(80+j60)V$  is applied to an RX circuit and the current flowing through the circuit is  $(-4+j10)A$ . Calculate the impedance of the circuit in rectangular and polar forms. Also determine if X is inductive or capacitive.
4. Derive the relation between line and phase values of voltage in a three phase star connected system.
5. Compare electric and magnetic circuits. (5x4=20)

**PART B**

**Answer one question from each module; each question carries 10 marks.**

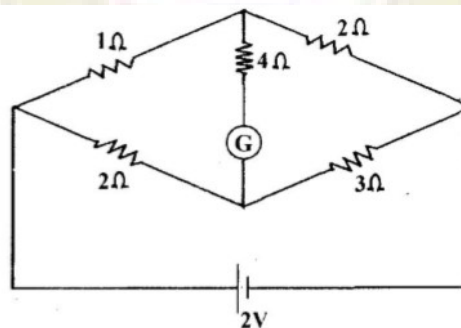
**Module 1**

6. . Calculate the node voltages in the circuit shown, applying node analysis:



7. (a) State and explain Kirchoff's laws. (4 marks)

- (b) Calculate the current through the galvanometer (G) in the circuit shown:



(6 marks)

## Module 2

8. (a) State and explain Faraday's laws of electromagnetic induction with examples. (4 marks)
- (b) Differentiate between statically and dynamically induced emf. A conductor of length 0.5m moves in a uniform magnetic field of flux density 1.1T at a velocity of 30m/s. Calculate the emf induced in the conductor if the direction of motion of the conductor is inclined at  $60^\circ$  to the direction of field. (6 marks)
9. (a) Derive the amplitude factor and form factor of a purely sinusoidal waveform. (5 marks)
- (b) A current wave is made up of two components—a 5A dc component and a 50Hz ac component, which is a sinusoidal wave with a peak value of 5A. Sketch the resultant waveform and determine its RMS and average values. (5 marks)

## Module 3

10. Draw the power triangle and define active, reactive and apparent powers in ac circuits. Two coils A and B are connected in series across a 240V, 50Hz supply. The resistance of A is  $5\Omega$  and the inductance of B is 0.015H. If the input from the supply is 3kW and 2kVAR, find the inductance of A and the resistance of B. Also calculate the voltage across each coil.
11. A balanced three phase load consists of three coils each having resistance of  $4\Omega$  and inductance 0.02H. It is connected to a 415V, 50Hz, 3-phase ac supply. Determine the phase voltage, phase current, power factor and active power when the loads are connected in (i) star (ii) delta.

(3x10=30)

## PART II

### BASIC ELECTRONICS ENGINEERING

## PART A

**Answer all questions; each question carries 4 marks.**

1. Give the specifications of a resistor. The colour bands marked on a resistor are Blue, Grey, Yellow and Gold. What are the minimum and maximum resistance values expected from that resistance?
2. What is meant by avalanche breakdown?
3. Explain the working of a full-wave bridge rectifier.
4. Discuss the role of coupling and bypass capacitors in a single stage RC coupled amplifier.
5. Differentiate AM and FM communication systems.

(5x4=20)



**PART B**

**Answer one question from each module; each question carries 10 marks.**

**Module 4**

6. a) Explain with diagram the principle of operation of an NPN transistor. (5)  
b) Sketch and explain the typical input-output characteristics of a BJT when connected in common emitter configuration. (5)

**OR**

7. a) Explain the formation of a potential barrier in a P-N junction diode. (5)  
b) What do you understand by Avalanche breakdown? Draw and explain the V-I characteristics of a P-N junction and Zener diode. (5)

**Module 5**

8. a) With a neat circuit diagram, explain the working of an RC coupled amplifier. (6)  
b) Draw the frequency response characteristics of an RC coupled amplifier and state the reasons for the reduction of gain at lower and higher frequencies. (4)

**OR**

9. a) With the help of block diagram, explain how an electronic instrumentation system. (6)  
b) Explain the principle of an antenna. (4)

**Module 6**

10. a) With the help of a block diagram, explain the working of Super hetrodyne receiver. (6)  
b) Explain the importance of antenna in a communication system. (4)

**OR**

11. a) With neat sketches explain a cellular communication system. (5)  
b) Explain GSM communication with the help of a block diagram. (5)

**(3x10=30)**

## SYLLABUS

### MODULE 1: Elementary Concepts of Electric Circuits

**Elementary concepts of DC electric circuits:** Basic Terminology including voltage, current, power, resistance, emf; Resistances in series and parallel; Current and Voltage Division Rules; Capacitors & Inductors: V-I relations and energy stored. Ohms Law and Kirchhoff's laws-Problems; Star-delta conversion (resistive networks only-derivation not required)-problems.

**Analysis of DC electric circuits:** Mesh current method - Matrix representation - Solution of network equations. Node voltage methods-matrix representation-solution of network equations by matrix methods. Numerical problems.

### MODULE 2: Elementary Concepts of Magnetic circuits, Electromagnetic Induction and AC fundamentals

**Magnetic Circuits:** Basic Terminology: MMF, field strength, flux density, reluctance - comparison between electric and magnetic circuits- Series and parallel magnetic circuits with composite materials, numerical problems.

**Electromagnetic Induction:** Faraday's laws, problems, Lenz's law- statically induced and dynamically induced emfs - Self-inductance and mutual inductance, coefficient of coupling

**Alternating Current fundamentals:** Generation of alternating voltages-Representation of sinusoidal waveforms: frequency, period, Average, RMS values and form factor of waveforms-Numerical Problems.

### MODULE 3: AC Circuits

**AC Circuits:** Phasor representation of sinusoidal quantities. Trigonometric, Rectangular, Polar and complex forms. Analysis of simple AC circuits: Purely resistive, inductive & capacitive circuits; Inductive and capacitive reactance, concept of impedance. Average Power Power factor. Analysis of RL, RC and RLC series circuits-active, reactive and apparent power. Simple numerical problems.

**Three phase AC systems:** Generation of three phase voltages; advantages of three phase systems, star and delta connections (balanced only), relation between line and phase voltages, line and phase currents- Numerical problems

### MODULE 4

**Introduction to Semiconductor devices:** Evolution of electronics – Vacuum tubes to nano electronics. Resistors, Capacitors and Inductors (constructional features not required): types, specifications. Standard values, color coding. PN Junction diode: Principle of operation, V-I characteristics, principle of avalanche breakdown. Bipolar Junction Transistors: PNP and NPN structures, Principle of operation, relation between current gains in CE, CB and CC, input and output characteristics of common emitter configuration.

## MODULE 5

**Basic electronic circuits and instrumentation:** Rectifiers and power supplies: Block diagram description of a dc power supply, Working of a full wave bridge rectifier, capacitor filter (no analysis), working of simple zener voltage regulator. Amplifiers: Block diagram of Public Address system, Circuit diagram and working of common emitter (RC coupled) amplifier with its frequency response, Concept of voltage divider biasing. Electronic Instrumentation: Block diagram of an electronic instrumentation system.

## MODULE 6

**Introduction to Communication Systems:** Evolution of communication systems – Telegraphy to 5G. Radio communication: principle of AM & FM, frequency bands used for various communication systems, block diagram of super heterodyne receiver, Principle of antenna – radiation from accelerated charge. Mobile communication: basic principles of cellular communications, principle and block diagram of GSM.

### Text Books

1. D P Kothari and I J Nagrath, "Basic Electrical Engineering", Tata McGraw Hill, 2010.
2. D C Kulshreshtha, "Basic Electrical Engineering", Tata McGraw Hill, 2010.
3. ChinmoySaha, Arindham Halder and Debarati Ganguly, Basic Electronics - Principles and Applications, Cambridge University Press, 2018.
4. M.S.Sukhija and T.K.Nagsarkar, Basic Electrical and Electronics Engineering, Oxford University Press, 2012.
5. Wayne Tomasi and Neil Storey, A Textbook On Basic Communication and Information Engineering, Pearson, 2010.

### Reference Books

1. Del Toro V, "Electrical Engineering Fundamentals", Pearson Education.
2. T. K. Nagsarkar, M. S. Sukhija, "Basic Electrical Engineering", Oxford Higher Education.
3. Hayt W H, Kemmerly J E, and Durbin S M, "Engineering Circuit Analysis", Tata McGraw-Hill
4. Hughes, "Electrical and Electronic Technology", Pearson Education.
5. V. N. Mittle and Arvind Mittal, "Basic Electrical Engineering," Second Edition, McGraw Hill.
6. Parker and Smith, "Problems in Electrical Engineering", CBS Publishers and Distributors.
7. S. B. Lal Seksena and Kaustuv Dasgupta, "Fundamentals of Electrical Engineering", Cambridge University Press.
8. Anant Agarwal, Jeffrey Lang, Foundations of Analog and Digital Electronic Circuits, Morgan Kaufmann Publishers, 2005.
9. Bernard Grob, Basic Electronics, McGraw Hill.
10. A. Bruce Carlson, Paul B. Crilly, Communication Systems: An Introduction to Signals and Noise in Electrical Communication, Tata McGraw Hill, 5<sup>th</sup> Edition.

## COURSE CONTENTS AND LECTURE SCHEDULE

No	Topic	No. of Lectures
<b>1</b>	<b><i>Elementary Concepts of Electric Circuits</i></b>	
1.1	<p><b>Elementary concepts of DC electric circuits:</b></p> <p>Basic Terminology including voltage, current, power, resistance, emf; Resistances in series and parallel; Current and Voltage Division Rules; Capacitors &amp; Inductors: V-I relations and energy stored.</p> <p>Ohms Law and Kirchhoff's laws-Problems;</p> <p>Star-delta conversion (resistive networks only-derivation not required)-problems.</p>	1 2 1
1.2	<p><b>Analysis of DC electric circuits:</b> Mesh current method - Matrix representation - Solution of network equations.</p> <p>Node voltage methods-matrix representation-solution of network equations by matrix methods.</p> <p>Numerical problems.</p>	1 1 2
<b>2</b>	<b>Elementary Concepts of Magnetic circuits, Electromagnetic Induction and AC fundamentals</b>	
2.1	<p><b>Magnetic Circuits:</b> Basic Terminology: MMF, field strength, flux density, reluctance - comparison between electric and magnetic circuits-</p> <p>Series and parallel magnetic circuits with composite materials, numerical problems.</p>	1 2
2.2	<p><b>Electromagnetic Induction:</b> Faraday's laws, problems, Lenz's law-statically induced and dynamically induced emfs -</p> <p>Self-inductance and mutual inductance, coefficient of coupling</p>	1 2
2.3	<p><b>Alternating Current fundamentals:</b> Generation of alternating voltages-Representation of sinusoidal waveforms: frequency, period, Average, RMS values and form factor of waveforms-Numerical Problems.</p>	2
<b>3</b>	<b>AC Circuits</b>	

3.1	<p><b>AC Circuits:</b> Phasor representation of sinusoidal quantities. Trigonometric, Rectangular, Polar and complex forms.</p> <p>Analysis of simple AC circuits: Purely resistive, inductive &amp; capacitive circuits; Inductive and capacitive reactance, concept of impedance. Average Power, Power factor.</p> <p>Analysis of RL, RC and RLC series circuits-active, reactive and apparent power.</p> <p>Simple numerical problems.</p>	1 2 1 2
3.2	<p><b>Three phase AC systems:</b> Generation of three phase voltages; advantages of three phase systems, star and delta connections (balanced only), relation between line and phase voltages, line and phase currents- Numerical problems.</p>	2
<b>4</b>	<b>Introduction to Semiconductor devices</b>	
4.1	Evolution of electronics – Vacuum tubes to nano electronics (In evolutionary perspective only)	1
4.2	Resistors, Capacitors and Inductors: types, specifications. Standard values, color coding (No constructional features)	2
4.3	<b>PN Junction diode:</b> Principle of operation, V-I characteristics, principle of avalanche breakdown	2
4.4	<b>Bipolar Junction Transistors:</b> PNP and NPN structures, Principle of operation, relation between current gains in CE, CB and CC, input and output characteristics of common emitter configuration	3
<b>5</b>	<b>Basic electronic circuits and instrumentation</b>	
5.1	<b>Rectifiers and power supplies:</b> Block diagram description of a dc power supply, Working of a full wave bridge rectifier, capacitor filter (no analysis), working of simple zener voltage regulator	3
5.2	<b>Amplifiers:</b> Block diagram of Public Address system, Circuit diagram and working of common emitter (RC coupled) amplifier with its frequency response, Concept of voltage divider biasing	4
5.3	<b>Electronic Instrumentation:</b> Block diagram of an electronic instrumentation system	2
<b>6</b>	<b>Introduction to Communication Systems</b>	
6.1	Evolution of communication systems – Telegraphy to 5G	1

6.2	<b>Radio communication:</b> principle of AM & FM, frequency bands used for various communication systems, block diagram of super heterodyne receiver, Principle of antenna – radiation from accelerated charge	4
6.3	<b>Mobile communication:</b> basic principles of cellular communications, principle and block diagram of GSM.	2

### Suggested Simulation Assignments for Basic Electronics Engineering

1. Plot V-I characteristics of Si and Ge diodes on a simulator
2. Plot Input and Output characteristics of BJT on a simulator
3. Implementation of half wave and full wave rectifiers
4. Simulation of RC coupled amplifier with the design supplied
5. Generation of AM signal

Note: The simulations can be done on open tools such as QUCS, KiCad, GNURadio or similar software to augment the understanding.

<b>HUN 102</b>	<b>PROFESSIONAL COMMUNICATION</b>	<b>CATEGORY</b>	<b>L</b>	<b>T</b>	<b>P</b>	<b>CREDIT</b>
		MNC	2	0	2	--

**Preamble:** Clear, precise, and effective communication has become a *sine qua non* in today's information-driven world given its interdependencies and seamless connectivity. Any aspiring professional cannot but master the key elements of such communication. The objective of this course is to equip students with the necessary skills to listen, read, write, and speak so as to comprehend and successfully convey any idea, technical or otherwise, as well as give them the necessary polish to become persuasive communicators.

**Prerequisite:** None

**Course Outcomes:** After the completion of the course the student will be able to

<b>CO 1</b>	Develop vocabulary and language skills relevant to engineering as a profession
<b>CO 2</b>	Analyze, interpret and effectively summarize a variety of textual content
<b>CO 3</b>	Create effective technical presentations
<b>CO 4</b>	Discuss a given technical/non-technical topic in a group setting and arrive at generalizations/consensus
<b>CO 5</b>	Identify drawbacks in listening patterns and apply listening techniques for specific needs
<b>CO 6</b>	Create professional and technical documents that are clear and adhering to all the necessary conventions

**Mapping of course outcomes with program outcomes**

	PO 1	PO 2	PO 3	PO 4	PO 5	PO 6	PO 7	PO 8	PO 9	PO 10	PO 11	PO 12
<b>CO 1</b>										3		2
<b>CO 2</b>										1		3
<b>CO 3</b>						1			1	3		
<b>CO 4</b>										3		1
<b>CO 5</b>		1							2	3		
<b>CO 6</b>	1					1			1	3		

**Mark distribution**

Total Marks	CIE	ESE	ESE Duration
100	50	50	2 hours

## Continuous Internal Evaluation

### Total Marks: 50

Attendance	: 10 marks
Regular assessment	: 25 marks
Series test (one test only, should include verbal aptitude for placement and higher studies, this test will be conducted for 50 marks and reduced to 15)	: 15 marks

### Regular assessment

Project report presentation and Technical presentation through PPT	: 7.5 marks
Listening Test	: 5 marks
Group discussion/mock job interview	: 7.5 marks
Resume submission	: 5 marks

## End Semester Examination

Total Marks: 50, Time: 2 hrs.

### Course Level Assessment Questions

#### Course Outcome 1 (CO1):

1. List down the ways in which gestures affect verbal communication.
2. Match the words and meanings  
Ambiguous      promotion  
Bona fide      referring to whole  
Holistic      not clear  
Exaltation      genuine
3. Expand the following Compound Nouns - a. Water supply. b. Object recognition. c. Steam turbine

#### Course Outcome 2 (CO2)

1. Read the passage below and prepare notes:

*Mathematics, rightly viewed, possesses not only truth, but supreme beauty—a beauty cold and austere, like that of sculpture, without appeal to any part of our weaker nature, without the gorgeous trappings of painting or music, yet sublimely pure, and capable of a stern perfection such as only the greatest art can show. The true spirit of delight, the exaltation, the sense of being more than man, which is the touchstone of the highest excellence, is to be found in mathematics as surely as in poetry. What is best in mathematics deserves not merely to be learnt as a task, but to be assimilated as a part of daily thought, and brought again and again before the mind with ever-renewed encouragement. Real life is, to most men, a long second-best, a perpetual compromise between the ideal and the possible; but the world of pure reason knows no compromise, no practical limitations, no barrier to the creative activity embodying in splendid edifices the passionate aspiration after the perfect from which all great work springs. Remote from human passions, remote even from the pitiful facts of nature, the generations have gradually created an ordered cosmos, where pure thought can dwell as in its natural home, and where one, at least, of our nobler impulses can escape from the dreary exile of the actual world.*

*So little, however, have mathematicians aimed at beauty, that hardly anything in their work has had this conscious purpose. Much, owing to irrepressible instincts, which were better than avowed*



*beliefs, has been moulded by an unconscious taste; but much also has been spoilt by false notions of what was fitting. The characteristic excellence of mathematics is only to be found where the reasoning is rigidly logical: the rules of logic are to mathematics what those of structure are to architecture. In the most beautiful work, a chain of argument is presented in which every link is important on its own account, in which there is an air of ease and lucidity throughout, and the premises achieve more than would have been thought possible, by means which appear natural and inevitable. Literature embodies what is general in particular circumstances whose universal significance shines through their individual dress; but mathematics endeavours to present whatever is most general in its purity, without any irrelevant trappings.*

*How should the teaching of mathematics be conducted so as to communicate to the learner as much as possible of this high ideal? Here experience must, in a great measure, be our guide; but some maxims may result from our consideration of the ultimate purpose to be achieved.*

- From "On the teaching of mathematics" – Bertrand Russell

2. Enumerate the advantages and disadvantages of speed reading. Discuss how it can impact comprehension.

**Course Outcome 3(CO3):**

1. What are the key elements of a successful presentation?
2. Elucidate the importance of non-verbal communication in making a presentation
3. List out the key components in a technical presentation.

**Course Outcome 4 (CO4):**

1. Discuss: 'In today's world, being a good listener is more important than being a good Speaker.'
2. Listen to a video/live group discussion on a particular topic, and prepare a brief summary of the proceedings.
3. List the do's and don'ts in a group discussion.

**Course Outcome 5 (CO5):**

1. Watch a movie clip and write the subtitles for the dialogue.
2. What do you mean by barriers to effective listening? List ways to overcome each of these.
3. What are the different types of interviews? How are listening skills particularly important in Skype/telephonic interviews?

**Course Outcome 6 (CO6):**

1. Explain the basic structure of a technical report.
2. You have been offered an internship in a much sought-after aerospace company and are very excited about it. However, the dates clash with your series tests. Write a letter to the Manager – University Relations of the company asking them if they can change the dates to coincide with your vacation.
3. You work in a well-reputed aerospace company as Manager – University Relations. You are in charge of offering internships. A student has sent you a letter requesting you to change the dates allotted to him since he has series exams at that time. But there are no vacancies available during the period he has requested for. Compose an e-mail informing him of this and suggest that he try to arrange the matter with his college.

## **Syllabus**

### **Module 1**

Use of language in communication: Significance of technical communication Vocabulary Development: technical vocabulary, vocabulary used in formal letters/emails and reports, sequence words, misspelled words, compound words, finding suitable synonyms, paraphrasing, verbal analogies. Language Development: subject-verb agreement, personal passive voice, numerical adjectives, embedded sentences, clauses, conditionals, reported speech, active/passive voice.

Technology-based communication: Effective email messages, slide presentations, editing skills using software. Modern day research and study skills: search engines, repositories, forums such as Git Hub, Stack Exchange, OSS communities (MOOC, SWAYAM, NPTEL), and Quora; Plagiarism

### **Module 2**

Reading, Comprehension, and Summarizing: Reading styles, speed, valuation, critical reading, reading and comprehending shorter and longer technical articles from journals, newspapers, identifying the various transitions in a text, SQ3R method, PQRS method, speed reading. Comprehension: techniques, understanding textbooks, marking and underlining, Note-taking: recognizing non-verbal cues.

### **Module 3**

Oral Presentation: Voice modulation, tone, describing a process, Presentation Skills: Oral presentation and public speaking skills, business presentations, Preparation: organizing the material, self-Introduction, introducing the topic, answering questions, individual presentation practice, presenting visuals effectively.

Debate and Group Discussions: introduction to Group Discussion (GD), differences between GD and debate; participating GD, understanding GD, brainstorming the topic, questioning and clarifying, GD strategies, activities to improve GD skills

### **Module 4**

Listening and Interview Skills Listening: Active and Passive listening, listening: for general content, to fill up information, intensive listening, for specific information, to answer, and to understand. Developing effective listening skills, barriers to effective listening, listening to longer technical talks, listening to classroom lectures, talks on engineering /technology, listening to documentaries and making notes, TED talks.

Interview Skills: types of interviews, successful interviews, interview etiquette, dress code, body language, telephone/online (skype) interviews, one-to-one interview & panel interview, FAQs related to job interviews

## Module 5

Formal writing: Technical Writing: differences between technical and literary style. Letter Writing (formal, informal and semi formal), Job applications, Minute preparation, CV preparation (differences between Bio-Data, CV and Resume), and Reports. Elements of style, Common Errors in Writing: describing a process, use of sequence words, Statements of Purpose, Instructions, Checklists.

Analytical and issue-based Essays and Report Writing: basics of report writing; Referencing Style (IEEE Format), structure of a report; types of reports, references, bibliography.

### Lab Activities

**Written:** Letter writing, CV writing, Attending a meeting and Minute Preparation, Vocabulary Building

**Spoken:** Phonetics, MMFS (Multimedia Feedback System), Mirroring, Elevator Pitch, telephone etiquette, qualities of a good presentation with emphasis on body language and use of visual aids.

**Listening:** Exercises based on audio materials like radio and podcasts. Listening to Song. practice and exercises.

**Reading:** Speed Reading, Reading with the help of Audio Visual Aids, Reading Comprehension Skills

**Mock interview and Debate/Group Discussion:** concepts, types, Do's and don'ts- intensive practice

### Reference Books

1. English for Engineers and Technologists (Combined edition, Vol. 1 and 2), Orient Blackswan 2010.
2. Meenakshi Raman and Sangeetha Sharma, "Technical Communication: Principles and Practice", 2nd Edition, Oxford University Press, 2011
3. Stephen E. Lucas, "The Art of Public Speaking", 10<sup>th</sup> Edition; McGraw Hill Education, 2012.
4. Ashraf Rizvi, "Effective Technical Communication", 2<sup>nd</sup> Edition, McGraw Hill Education, 2017.
5. William Strunk Jr. & E.B. White, "The Elements of Style", 4<sup>th</sup> Edition, Pearson, 1999.
6. David F. Beer and David McMurrey, Guide to writing as an Engineer, John Willey. New York, 2004.
7. Goodheart-Willcox, "Professional Communication", First Edition, 2017.
8. Training in Interpersonal Skills: Tips for Managing People at Work, Pearson Education, India, 6 edition, 2015.
9. The Ace of Soft Skills: Attitude, Communication and Etiquette for Success, Pearson Education; 1 edition, 2013.
10. Anand Ganguly, "Success in Interview", RPH, 5th Edition, 2016.
11. Raman Sharma, "Technical Communications", Oxford Publication, London, 2004.

CYL 120	ENGINEERING CHEMISTRY LAB	CATEGORY	L	T	P	CREDIT
		BSC	0	0	2	1

**Preamble:** To impart scientific approach and to familiarize with the experiments in chemistry relevant for research projects in higher semesters

**Prerequisite:** Experiments in chemistry introduced at the plus two levels in schools

**Course outcomes:** After the completion of the course the students will be able to

<b>CO 1</b>	Understand and practice different techniques of quantitative chemical analysis to generate experimental skills and apply these skills to various analyses
<b>CO 2</b>	Develop skills relevant to synthesize organic polymers and acquire the practical skill to use TLC for the identification of drugs
<b>CO 3</b>	Develop the ability to understand and explain the use of modern spectroscopic techniques for analysing and interpreting the IR spectra and NMR spectra of some organic compounds
<b>CO 4</b>	Acquire the ability to understand, explain and use instrumental techniques for chemical analysis
<b>CO 5</b>	Learn to design and carry out scientific experiments as well as accurately record and analyze the results of such experiments
<b>CO 6</b>	Function as a member of a team, communicate effectively and engage in further learning. Also understand how chemistry addresses social, economical and environmental problems and why it is an integral part of curriculum

**Mapping of course outcomes with program outcomes**

	PO 1	PO 2	PO 3	PO 4	PO 5	PO 6	PO 7	PO 8	PO 9	PO 10	PO 11	PO 12
<b>CO 1</b>	3				2							3
<b>CO 2</b>	3				3							3
<b>CO 3</b>	3				3							3
<b>CO 4</b>	3				3							3
<b>CO 5</b>	3				1							3
<b>CO 6</b>	3				1							3

**Mark distribution**

Total Marks	CIE marks	ESE marks	ESE Duration(Internal)
100	100	-	1 hour

**Continuous Internal Evaluation Pattern:**

Attendance	: 20 marks
Class work/ Assessment/Viva-voce	: 50 marks
End semester examination (Internally by college)	: 30 marks

**End Semester Examination Pattern:** Written Objective Examination of one hour

**SYLLABUS****LIST OF EXPERIMENTS (MINIMUM 8 MANDATORY)**

1. Estimation of total hardness of water-EDTA method
2. Potentiometric titration
3. Determination of cell constant and conductance of solutions.
4. Calibration of pH meter and determination of pH of a solution
5. Estimation of chloride in water
6. Identification of drugs using TLC
7. Determination of wavelength of absorption maximum and colorimetric estimation of  $\text{Fe}^{3+}$  in solution
8. Determination of molar absorptivity of a compound ( $\text{KMnO}_4$  or any water soluble food colorant)
9. Synthesis of polymers (a) Urea-formaldehyde resin (b) Phenol-formaldehyde resin
10. Estimation of iron in iron ore
11. Estimation of copper in brass
12. Estimation of dissolved oxygen by Winkler's method
13. (a) Analysis of IR spectra (minimum 3 spectra) (b) Analysis of  $^1\text{H}$  NMR spectra (minimum 3 spectra)
14. Flame photometric estimation of  $\text{Na}^+$  to find out the salinity in sand
15. Determination of acid value of a vegetable oil
16. Determination of saponification of a vegetable oil

**Reference Books**

1. G. Svehla, B. Sivasankar, "Vogel's Qualitative Inorganic Analysis", Pearson, 2012.
2. R. K. Mohapatra, "Engineering Chemistry with Laboratory Experiments", PHI Learning, 2017.
3. Muhammed Arif, "Engineering Chemistry Lab Manual", Owl publishers, 2019.
4. Ahad J., "Engineering Chemistry Lab manual", Jai Publications, 2019.
5. Roy K Varghese, "Engineering Chemistry Laboratory Manual", Crownplus Publishers, 2019.
6. Soney C George, Rino Laly Jose, "Lab Manual of Engineering Chemistry", S. Chand & Company Pvt Ltd, New Delhi, 2019.

ESL 130	ELECTRICAL & ELECTRONICS WORKSHOP	CATEGORY	L	T	P	CREDIT	YEAR OF INTRODUCTION
		ESC	0	0	2	1	2019

**Preamble:** Electrical Workshop is intended to impart skills to plan and carry out simple electrical wiring. It is essential for the practicing engineers to identify the basic practices and safety measures in electrical wiring.

**Prerequisite:** NIL

**Course Outcomes:** After the completion of the course the student will be able to

CO 1	Demonstrate safety measures against electric shocks.
CO 2	Identify the tools used for electrical wiring, electrical accessories, wires, cables, batteries and standard symbols
CO 3	Develop the connection diagram, identify the suitable accessories and materials necessary for wiring simple lighting circuits for domestic buildings
CO 4	Identify and test various electronic components
CO 5	Draw circuit schematics with EDA tools
CO 6	Assemble and test electronic circuits on boards
CO 7	Work in a team with good interpersonal skills

#### Mapping of course outcomes with program outcomes

	PO 1	PO 2	PO 3	PO 4	PO 5	PO 6	PO 7	PO 8	PO 9	PO 10	PO 11	PO 12
CO 1	-	-	-	-	-	3	-	-	-	-	-	1
CO 2	2	-	-	-	-	-	-	-	-	1	-	-
CO 3	2	-	-	1	-	1	-	1	2	2	-	2
CO 4	3	-	-	-	-	-	-	-	-	-	-	2
CO 5	3	-	-	-	2	-	-	-	-	-	-	2
CO 6	3	-	-	-	2	-	-	-	-	-	-	1
CO 7	-	-	-	-	-	-	-	-	3	2	-	2

#### Mark distribution

Total Marks	CIE	ESE	ESE Duration(Internal)
100	100	-	1 hour

**Continuous Internal Evaluation Pattern:**

Attendance	: 20 marks
Class work/ Assessment/Viva-voce	: 50 marks
End semester examination (Internally by college)	: 30 marks

**End Semester Examination Pattern:** Written Objective Examination of one hour

**Syllabus**

**PART 1**

**ELECTRICAL**

**List of Exercises / Experiments**

1. a) Demonstrate the precautionary steps adopted in case of Electrical shocks.  
b) Identify different types of cables, wires, switches, fuses, fuse carriers, MCB, ELCB and MCCB with ratings.
2. Wiring of simple light circuit for controlling light/ fan point (PVC conduit wiring)
3. Wiring of light/fan circuit using Two way switches . (Staircase wiring)
4. Wiring of Fluorescent lamps and light sockets (6A) with a power circuit for controlling power device. (16A socket)
5. Wiring of power distribution arrangement using single phase MCB distribution board with ELCB, main switch and Energy meter.
6. a) Identify different types of batteries with their specifications.  
b) Demonstrate the Pipe and Plate Earthing Schemes using Charts/Site Visit.

**PART II**

**ELECTRONICS**

**List of Exercises / Experiments (Minimum of 7 mandatory)**

1. Familiarization/Identification of electronic components with specification (Functionality, type, size, colour coding, package, symbol, cost etc. [Active, Passive, Electrical, Electronic, Electro-mechanical, Wires, Cables, Connectors, Fuses, Switches, Relays, Crystals, Displays, Fasteners, Heat sink etc.]

2. Drawing of electronic circuit diagrams using BIS/IEEE symbols and introduction to EDA tools (such as Dia or Xcircuit), Interpret data sheets of discrete components and IC's, Estimation and costing.
3. Familiarization/Application of testing instruments and commonly used tools. [Multimeter, Function generator, Power supply, DSO etc.] [Soldering iron, De-soldering pump, Pliers, Cutters, Wire strippers, Screw drivers, Tweezers, Crimping tool, Hot air soldering and de- soldering station etc.]
4. Testing of electronic components [Resistor, Capacitor, Diode, Transistor and JFET using multimeter.]
5. Inter-connection methods and soldering practice. [Bread board, Wrapping, Crimping, Soldering - types - selection of materials and safety precautions, soldering practice in connectors and general purpose PCB, Crimping.]
6. Printed circuit boards (PCB) [Types, Single sided, Double sided, PTH, Processing methods, Design and fabrication of a single sided PCB for a simple circuit with manual etching (Ferric chloride) and drilling.]
7. Assembling of electronic circuits using SMT (Surface Mount Technology) stations.
8. Assembling of electronic circuit/system on general purpose PCB, test and show the functioning (**Any Two circuits**).
  1. Fixed voltage power supply with transformer, rectifier diode, capacitor filter, zener/IC regulator.
  2. Square wave generation using IC 555 timer in IC base.
  3. Sine wave generation using IC 741 OP-AMP in IC base.
  4. RC coupled amplifier with transistor BC107.